

4. Check Your Child's Results

a. Task Description

b. Student results and feedback

The screenshot shows a web interface with two tabs: 'Task Details' and 'Feedback'. The 'Task Details' tab is active, displaying the following information:

- Name:** TOY Project - Investigation and Design.
- Due Date:** 02/06/2016 04:00 PM
- Online Submission Enabled:** Yes

Below this is a text area with the following content:

This is a Design Project that allows the students to create their own design and then make it out of one to three pieces of timber 600 x 140 x 12 mm.

Submitted items for this project are ;
A 3D image of the Toy is to be created in Sketchup or Creo and
A completed cutting list.

The attached sheet details the process and the submissions the students are expected to follow.

At the bottom, there is an 'Attachments' section with a link for 'Design InvestigationDocument (2)'.

On the right side, there is a 'File Upload | Submitted on time' table:

Filename	Submitted
me wood boat.skp	17/05 12:33 PM

KDC CONNECT

A guide on how to access Learning Tasks.

Keilor Downs College

Username

Password

Remember me

[Can't access your account?](#)

Compass Education

KEEPING CONNECTED WITH KDC

If your contact details are not up-to-date contact the House to update.



Red House
9365 8017



Yellow House
9365 8034



Blue House
9365 8041



Green House
9365 8015

As of 2017 Keilor Downs College will provide parents and carers with on-going reporting via Compass.

You can check your child's progress throughout the year and view teacher feedback.

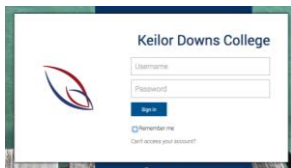
LEARNING TASKS

What is a Learning Task?

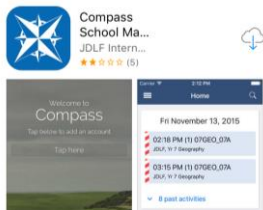
- ✓ A formal assessment task that takes place at the end of a unit to measure a student's understanding
- ✓ Descriptions of Learning Tasks are uploaded to Compass
- ✓ Your child will receive feedback on what they did well, areas for improvement and an overall score indicating their achievement
- ✓ If a task is modified this will be noted in the comments

How to Access Your Child's Learning Tasks

1. Login to Compass



Access Compass on the web. Go to <https://kdc-vic.compass.education/>



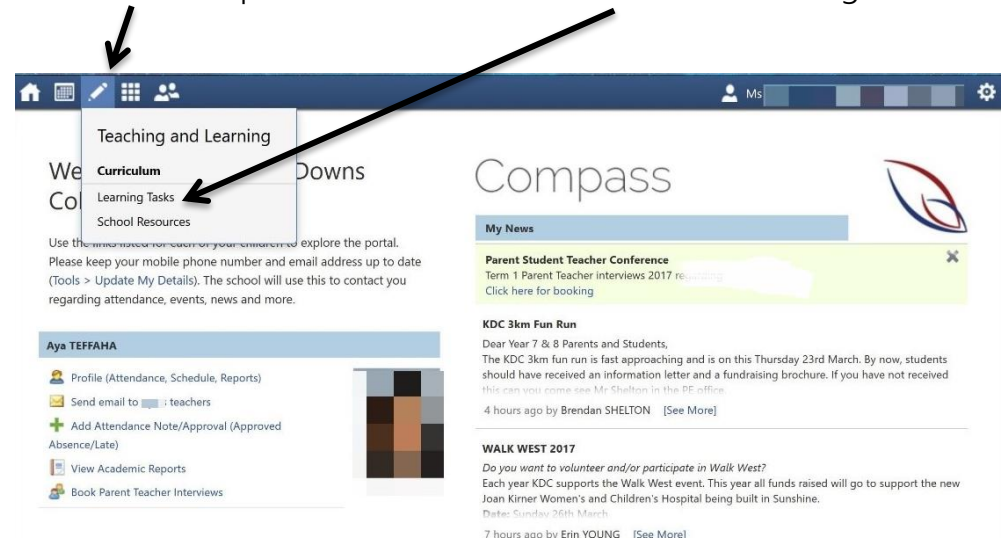
Or access Compass on your phone using the Compass School Manager Application.

If you do not have your Compass login details contact the Office on 03 9365 8000 immediately.

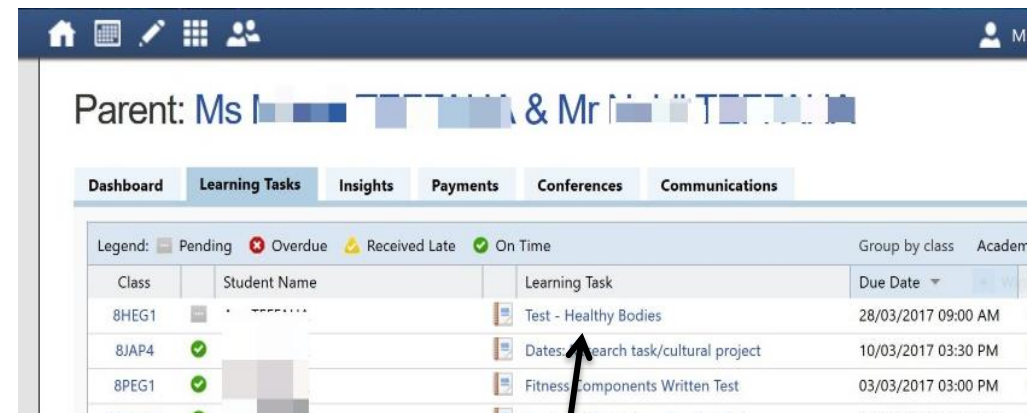
2. Access Learning Tasks

a. Click on the pen icon.

b. Select Learning Tasks



3. Open Individual Learning Tasks



To open a Learning Task click on the title.